

Active Ingredient

Formic Acid (including formates)... 42.25%

Other Ingredients..... 57.75%

Total..... 100.0%

KEEP OUT OF REACH OF CHILDREN**DANGER-POISON**
CORROSIVE TO SKIN AND EYES**PELIGRO-Si usted no entiende la etiqueta, busque a alguien para que se la explique a usted en detalle.**

FORMICPRO

FOR TREATMENT OF VARROOSIS
CAUSED BY VARROA DESTRUCTOR IN HONEY BEES (APIS MELLIFERA)

EPA Reg. No. 75710-3
EPA Establishment No. 075710-CAN-001
 NOD Apiary Products USA Inc.
 P.O. Box 117, 2325 Frankford Road,
 Frankford, Ontario, Canada K0K2C0
www.nodglobal.com
 Product Information Contact:
 (866) 483-2929 or info@nodglobal.com

**SEE PACKAGING LEAFLET FOR FIRST AID AND PRECAUTIONARY STATEMENTS**

FORMIC PRO™ causes mortality to both male and female varroa under the brood cap as well as to the varroa on the adult bees.

Use FORMIC PRO™ as part of an integrated pest management (IPM) program.

There are two treatment options when local thresholds are met:

Option One: 2 strips for 14 days.

Option Two: 1st strip for 10 days remove and replace with 2nd strip for an additional 10 days.

2

DOSES
(4 Strips)

Precautionary Statements

FIRST AID STATEMENT	
If inhaled	<ul style="list-style-type: none"> • Move person to fresh air. • If a person is not breathing, call 911 or an ambulance, then give artificial respiration, preferably by mouth-to-mouth, if possible. • Call a poison control center or doctor for further treatment advice.
If on skin or clothing	<ul style="list-style-type: none"> • Take off contaminated clothing. • Rinse skin immediately with plenty of water for 15-20 minutes. • Call a poison center or doctor for treatment advice.
If in eyes	<ul style="list-style-type: none"> • Hold eye open and rinse slowly and gently with water for 15-20 minutes. • Remove contact lenses, if present, after the first 5 minutes, then continue rinsing eye. • Call a poison center or doctor for treatment advice.
If swallowed	<ul style="list-style-type: none"> • Call a poison control center or doctor for further treatment advice. • Have a person sip a glass of water if able to swallow. • Do not induce vomiting unless told to do so by the poison control center or doctor. • Do not give anything to an unconscious person.
Poison Control Center HOT LINE NUMBER 1-800-222-1222 Have the product container with you when calling a poison control center or doctor, or going for treatment.	
NOTE TO PHYSICIAN: Probable mucosal damage may contraindicate the use of gastric lavage.	

HAZARDOUS TO HUMANS AND DOMESTIC ANIMALS**DANGER - PELIGRO**

Corrosive. Causes skin burns and irreversible eye damage. Harmful if swallowed. Harmful if absorbed through the skin. Do not get in eyes, on skin, or on clothing. Harmful if inhaled. Avoid breathing vapor. Applicators and other handlers must wear coveralls over a long-sleeved shirt, long pants, socks and shoes, acid resistant gloves (PVC, neoprene, or nitrile), and protective eyewear. Remove and wash contaminated clothing before reuse. Wash skin thoroughly with soap and water after handling and before eating, drinking, chewing gum, using tobacco or using the toilet.

ENVIRONMENTAL HAZARDS

For terrestrial use: Do not apply directly to water or to areas where surface water is present or to intertidal areas below the mean high water mark. Do not contaminate water when disposing of used container, wash water or rinsate.

PHYSICAL OR CHEMICAL HAZARDS

Corrosive - Do not allow product to contact metal surfaces. Do not place, even briefly, on metallic hive covers. Store unused product in original container.

Handler Personal Protective Equipment (PPE): Applicators and other handlers must wear coveralls over a long-sleeved shirt, long pants, socks and shoes, acid resistant gloves (PVC, neoprene, or nitrile), and protective eyewear. Clean or replace PPE at end of each day's work period. Rinse off pesticides at rest breaks. Follow the manufacturer's instructions for cleaning/maintaining PPE. If no such instructions for washables exist, use detergent and hot water. Keep and wash PPE separately from other laundry.

STORAGE AND DISPOSAL

Do not contaminate water, food, or feed by storage or disposal.

PESTICIDE STORAGE: Store indoors, in original container, out of direct sunlight, in a cool, dry and well-ventilated area away from sulphuric acid, oxidizing agents, and sources of ignition and away from the reach of children. Avoid heat, sparks, and open flames. Do not eat, drink or smoke in areas of use or storage. Use caution when opening the container, especially in warm weather (i.e.: open outdoors and stay upwind). Keep separate to prevent cross contamination of other pesticides, fertilizer, food, or feed.

FOR DISPOSAL OF UNUSED, UNWANTED OR DAMAGED PRODUCT: CONTACT THE MANUFACTURER or the National Pesticide Information Center at 800-858-7378 (www.npic.orst.edu) or contact the Manufacturer.

CONTAINER HANDLING: Non-refillable container. Do not reuse or refill this container. Place in trash or offer for recycling if available. If partly filled: Call your local solid waste agency or (800-858-7378/ www.npic.orst.edu) for disposal instructions.

SACHET DISPOSAL: Rinse or air dry empty sachet, wearing PPE, and then dispose in a sanitary landfill or by incineration or, if allowed by state and local authorities, by burning. If burned, stay out of smoke.

Pesticide wastes are acutely hazardous. Improper disposal of excess pesticide spray mixture, or rinsate is a violation of Federal Law. If these wastes cannot be disposed of by use according to these label instructions, contact your State Pesticide or Environmental Control Agency, or the Hazardous Waste Representative at the nearest EPA Regional Office for guidance.

BATCH:**EXP:**

Active Ingredient

Formic Acid (including formates)... 42.25%

Other Ingredients.....57.75%

Total.....100.0%

KEEP OUT OF REACH OF CHILDREN**DANGER-POISON**
CORROSIVE TO SKIN AND EYES

PELIGRO-Si usted no entiende la etiqueta, busque a alguien para que se la explique a usted en detalle.



FORMIC PRO

FOR TREATMENT OF VARROOSIS
CAUSED BY VARROA DESTRUCTOR IN HONEY BEES (APIS MELLIFERA)

EPA Reg. No. 75710-3
EPA Establishment No. 075710-CAN-001
NOD Apiary Products USA Inc.
P.O. Box 117, 2325 Frankford Road,
Frankford, Ontario, Canada K0K2C0
www.nodglobal.com
Product Information Contact:
(866) 483-2929 or info@nodglobal.com

**SEE PACKAGING LEAFLET FOR FIRST AID AND PRECAUTIONARY STATEMENTS**

FORMIC PRO™ causes mortality to both male and female varroa under the brood cap as well as to the varroa on the adult bees.

Use FORMIC PRO™ as part of an integrated pest management (IPM) program.

There are two treatment options when local thresholds are met:

Option One: 2 strips for 14 days.

Option Two: 1st strip for 10 days remove and replace with 2nd strip for an additional 10 days.

CARTON**CONTAINS:****10 x 2****Dose Pails**

2 **DOSES**
(4 Strips)

Precautionary Statements

FIRST AID STATEMENT	
If inhaled	<ul style="list-style-type: none"> • Move person to fresh air. • If a person is not breathing, call 911 or an ambulance, then give artificial respiration, preferably by mouth-to-mouth, if possible. • Call a poison control center or doctor for further treatment advice.
If on skin or clothing	<ul style="list-style-type: none"> • Take off contaminated clothing. • Rinse skin immediately with plenty of water for 15-20 minutes. • Call a poison center or doctor for treatment advice.
If in eyes	<ul style="list-style-type: none"> • Hold eye open and rinse slowly and gently with water for 15-20 minutes. • Remove contact lenses, if present, after the first 5 minutes, then continue rinsing eye. • Call a poison center or doctor for treatment advice.
If swallowed	<ul style="list-style-type: none"> • Call a poison control center or doctor for further treatment advice. • Have a person sip a glass of water if able to swallow. • Do not induce vomiting unless told to do so by the poison control center or doctor. • Do not give anything to an unconscious person.
<p>Poison Control Center HOT LINE NUMBER 1-800-222-1222 Have the product container with you when calling a poison control center or doctor, or going for treatment.</p>	
NOTE TO PHYSICIAN: Probable mucosal damage may contraindicate the use of gastric lavage.	

HAZARDOUS TO HUMANS AND DOMESTIC ANIMALS**DANGER - PELIGRO**

Corrosive. Causes skin burns and irreversible eye damage. Harmful if swallowed. Harmful if absorbed through the skin. Do not get in eyes, on skin, or on clothing. Harmful if inhaled. Avoid breathing vapor. Applicators and other handlers must wear coveralls over a long-sleeved shirt, long pants, socks and shoes, acid resistant gloves (PVC, neoprene, or nitrile), and protective eyewear. Remove and wash contaminated clothing before reuse. Wash skin thoroughly with soap and water after handling and before eating, drinking, chewing gum, using tobacco or using the toilet.

ENVIRONMENTAL HAZARDS

For terrestrial use: Do not apply directly to water or to areas where surface water is present or to intertidal areas below the mean high water mark. Do not contaminate water when disposing of used container, wash water or rinsate.

PHYSICAL OR CHEMICAL HAZARDS

Corrosive - Do not allow product to contact metal surfaces. Do not place, even briefly, on metallic hive covers. Store unused product in original container.

Handler Personal Protective Equipment (PPE): Applicators and other handlers must wear coveralls over a long-sleeved shirt, long pants, socks and shoes, acid resistant gloves (PVC, neoprene, or nitrile), and protective eyewear. Clean or replace PPE at end of each day's work period. Rinse off pesticides at rest breaks. Follow the manufacturer's instructions for cleaning/maintaining PPE. If no such instructions for washables exist, use detergent and hot water. Keep and wash PPE separately from other laundry.

STORAGE AND DISPOSAL

Do not contaminate water, food, or feed by storage or disposal.

PESTICIDE STORAGE: Store indoors, in original container, out of direct sunlight, in a cool, dry and well-ventilated area away from sulphuric acid, oxidizing agents, and sources of ignition and away from the reach of children. Avoid heat, sparks, and open flames. Do not eat, drink or smoke in areas of use or storage. Use caution when opening the container, especially in warm weather (i.e.: open outdoors and stay upwind). Keep separate to prevent cross contamination of other pesticides, fertilizer, food, or feed.

FOR DISPOSAL OF UNUSED, UNWANTED OR DAMAGED PRODUCT: CONTACT THE MANUFACTURER or the National Pesticide Information Center at 800-858-7378 (www.npic.orst.edu) or contact the Manufacturer.

CONTAINER HANDLING: Non-refillable container. Do not reuse or refill this container. Place in trash or offer for recycling if available. If partly filled: Call your local solid waste agency or (800-858-7378/ www.npic.orst.edu) for disposal instructions.

SACHET DISPOSAL: Rinse or air dry empty sachet, wearing PPE, and then dispose in a sanitary landfill or by incineration or, if allowed by state and local authorities, by burning. If burned, stay out of smoke.

Pesticide wastes are acutely hazardous. Improper disposal of excess pesticide spray mixture, or rinsate is a violation of Federal Law. If these wastes cannot be disposed of by use according to these label instructions, contact your State Pesticide or Environmental Control Agency, or the Hazardous Waste Representative at the nearest EPA Regional Office for guidance.

BATCH:**EXP:**



KEEP OUT OF REACH OF CHILDREN



DANGER-POISON
CORROSIVE TO SKIN AND EYES

PELIGRO-Si usted no entiende la etiqueta, busque a alguien para que se la explique a usted en detalle.

Active Ingredient

Formic Acid (including formates)... 42.25%

Other Ingredients.....57.75%

Total.....100.0%

SEE PACKAGING LEAFLET FOR FIRST AID AND PRECAUTIONARY STATEMENTS

FORMIC PRO™ causes mortality to both male and female varroa under the brood cap as well as to the varroa on the adult bees. Use FORMIC PRO™ as part of an integrated pest management (IPM) program.

There are two treatment options when local thresholds are met:

Option One: 2 strips for 14 days.

Option Two: 1st strip for 10 days remove and replace with 2nd strip for an additional 10 days.

BATCH:

EXP:

10 **DOSES**
(20 Strips)

EPA Reg. No. 75710-3
EPA Establishment No. 075710-CAN-001
NOD Apiary Products USA Inc.
P.O. Box 117, 2325 Frankford Road,
Frankford, Ontario, Canada K0K2C0
www.nodglobal.com
Product Information Contact:
(866) 483-2929 or info@nodglobal.com



Precautionary Statements

FIRST AID STATEMENT	
If inhaled	<ul style="list-style-type: none"> • Move person to fresh air. • If a person is not breathing, call 911 or an ambulance, then give artificial respiration, preferably by mouth-to-mouth, if possible. • Call a poison control center or doctor for further treatment advice.
If on skin or clothing	<ul style="list-style-type: none"> • Take off contaminated clothing. • Rinse skin immediately with plenty of water for 15-20 minutes. • Call a poison center or doctor for treatment advice.
If in eyes	<ul style="list-style-type: none"> • Hold eye open and rinse slowly and gently with water for 15-20 minutes. • Remove contact lenses, if present, after the first 5 minutes, then continue rinsing eye. • Call a poison center or doctor for treatment advice.
If swallowed	<ul style="list-style-type: none"> • Call a poison control center or doctor for further treatment advice. • Have a person sip a glass of water if able to swallow. • Do not induce vomiting unless told to do so by the poison control center or doctor. • Do not give anything to an unconscious person.
<p style="text-align: center;">Poison Control Center HOT LINE NUMBER 1-800-222-1222</p> <p>Have the product container with you when calling a poison control center or doctor, or going for treatment.</p>	
NOTE TO PHYSICIAN: Probable mucosal damage may contraindicate the use of gastric lavage.	

HAZARDOUS TO HUMANS AND DOMESTIC ANIMALS**DANGER - PELIGRO**

Corrosive. Causes skin burns and irreversible eye damage. Harmful if swallowed. Harmful if absorbed through the skin. Do not get in eyes, on skin, or on clothing. Harmful if inhaled. Avoid breathing vapor. Applicators and other handlers must wear coveralls over a long-sleeved shirt, long pants, socks and shoes, acid resistant gloves (PVC, neoprene, or nitrile), and protective eyewear. Remove and wash contaminated clothing before reuse. Wash skin thoroughly with soap and water after handling and before eating, drinking, chewing gum, using tobacco or using the toilet.

ENVIRONMENTAL HAZARDS

For terrestrial use: Do not apply directly to water or to areas where surface water is present or to intertidal areas below the mean high water mark. Do not contaminate water when disposing of used container, wash water or rinsate.

PHYSICAL OR CHEMICAL HAZARDS

Corrosive - Do not allow product to contact metal surfaces. Do not place, even briefly, on metallic hive covers. Store unused product in original container.

Handler Personal Protective Equipment (PPE): Applicators and other handlers must wear coveralls over a long-sleeved shirt, long pants, socks and shoes, acid resistant gloves (PVC, neoprene, or nitrile), and protective eyewear. Clean or replace PPE at end of each day's work period. Rinse off pesticides at rest breaks. Follow the manufacturer's instructions for cleaning/maintaining PPE. If no such instructions for washables exist, use detergent and hot water. Keep and wash PPE separately from other laundry.

User Safety Recommendations:

Users should remove Personal Protective Equipment/clothing immediately if pesticide gets inside. Wash thoroughly and put on clean clothing. Replace chemical gloves if punctured or stretched.

Have water readily available should skin or eye contact occur.

Only use outdoors, stand upwind of product. Use caution when opening the container, especially in warm weather.

STORAGE AND DISPOSAL

Do not contaminate water, food, or feed by storage or disposal.

PESTICIDE STORAGE: Store indoors, in original container, out of direct sunlight, in a cool, dry and well-ventilated area away from sulphuric acid, oxidizing agents, and sources of ignition and away from the reach of children. Avoid heat, sparks, and open flames. Do not eat, drink or smoke in areas of use or storage. Use caution when opening the container, especially in warm weather (i.e.: open outdoors and stay upwind). Keep separate to prevent cross contamination of other pesticides, fertilizer, food, or feed.

FOR DISPOSAL OF UNUSED, UNWANTED OR DAMAGED PRODUCT: CONTACT THE MANUFACTURER or the National Pesticide Information Center at 800-858-7378 (www.npic.orst.edu) or contact the Manufacturer.

CONTAINER HANDLING: Non-refillable container. Do not reuse or refill this container. Place in trash or offer for recycling if available. If partly filled: Call your local solid waste agency or (800-858-7378/ www.npic.orst.edu) for disposal instructions.

SACHET DISPOSAL: Rinse or air dry empty sachet, wearing PPE, and then dispose in a sanitary landfill or by incineration or, if allowed by state and local authorities, by burning. If burned, stay out of smoke.

Pesticide wastes are acutely hazardous. Improper disposal of excess pesticide spray mixture, or rinsate is a violation of Federal Law. If these wastes cannot be disposed of by use according to these label instructions, contact your State Pesticide or Environmental Control Agency, or the Hazardous Waste Representative at the nearest EPA Regional Office for guidance.

FORMIC PRO™ COMPONENTS

US patent No. US9101132

OUTER SACHET:

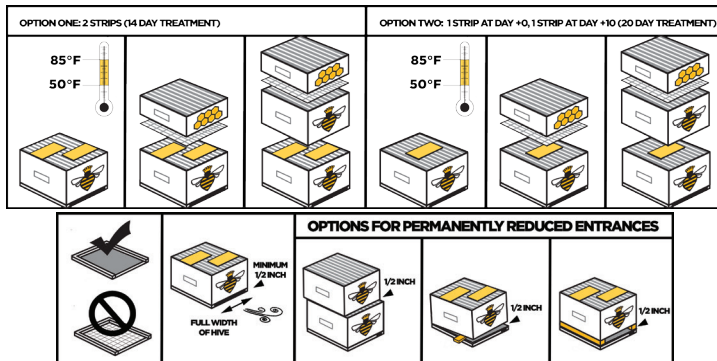
Contains 2 strips.
Cut open, carefully
remove and separate
the strips.

FORMIC ACID GEL MATRIX:

Formic Acid polysaccharide gel strip. The
active ingredient remains stable over time.

ECO-PAPER WRAP WICK: **DO NOT REMOVE**

Biodegradable paper wrap designed to act as a wick to control
the release of the formic acid vapors over the 14 day treatment period.



**KEEP OUT OF REACH OF CHILDREN****DANGER-POISON**
CORROSIVE TO SKIN AND EYES

PELIGRO-Si usted no entiende la etiqueta, busque a alguien para que se la explique a usted en detalle.

Active Ingredient

Formic Acid (including formates)... 42.25%

Other Ingredients.....57.75%**Total**.....100.0%**SEE PACKAGING LEAFLET FOR FIRST AID AND PRECAUTIONARY STATEMENTS****EPA Reg. No. 75710-3****EPA Establishment No. 075710-CAN-001**

NOD Apiary Products USA Inc.

P.O. Box 117, 2325 Frankford Road,

Frankford, Ontario, Canada K0K2C0

www.nodglobal.com

Product Information Contact:

(866) 483-2929 or info@nodglobal.com

FORMIC PRO™ causes mortality to both male and female varroa under the brood cap as well as to the varroa on the adult bees. Use FORMIC PRO™ as part of an integrated pest management (IPM) program.

There are two treatment options when local thresholds are met:

Option One: 2 strips for 14 days.

Option Two: 1st strip for 10 days remove and replace with 2nd strip for an additional 10 days.

**25** **DOSES**
(50 Strips)**Precautionary Statements**

FIRST AID STATEMENT	
If inhaled	<ul style="list-style-type: none">• Move person to fresh air.• If a person is not breathing, call 911 or an ambulance, then give artificial respiration, preferably by mouth-to-mouth, if possible.• Call a poison control center or doctor for further treatment advice.
If on skin or clothing	<ul style="list-style-type: none">• Take off contaminated clothing.• Rinse skin immediately with plenty of water for 15-20 minutes.• Call a poison center or doctor for treatment advice.
If in eyes	<ul style="list-style-type: none">• Hold eye open and rinse slowly and gently with water for 15-20 minutes.• Remove contact lenses, if present, after the first 5 minutes, then continue rinsing eye.• Call a poison center or doctor for treatment advice.
If swallowed	<ul style="list-style-type: none">• Call a poison control center or doctor for further treatment advice.• Have a person sip a glass of water if able to swallow.• Do not induce vomiting unless told to do so by the poison control center or doctor.• Do not give anything to an unconscious person.
Poison Control Center HOT LINE NUMBER 1-800-222-1222	
Have the product container with you when calling a poison control center or doctor, or going for treatment.	
NOTE TO PHYSICIAN: Probable mucosal damage may contraindicate the use of gastric lavage.	

HAZARDOUS TO HUMANS AND DOMESTIC ANIMALS**DANGER - PELIGRO**

Corrosive. Causes skin burns and irreversible eye damage. Harmful if swallowed. Harmful if absorbed through the skin. Do not get in eyes, on skin, or on clothing. Harmful if inhaled. Avoid breathing vapor. Applicators and other handlers must wear coveralls over a long-sleeved shirt, long pants, socks and shoes, acid resistant gloves (PVC, neoprene, or nitrile), and protective eyewear. Remove and wash contaminated clothing before reuse. Wash skin thoroughly with soap and water after handling and before eating, drinking, chewing gum, using tobacco or using the toilet.

ENVIRONMENTAL HAZARDS

For terrestrial use: Do not apply directly to water or to areas where surface water is present or to intertidal areas below the mean high water mark. Do not contaminate water when disposing of used container, wash water or rinseate.

PHYSICAL OR CHEMICAL HAZARDS

Corrosive - Do not allow product to contact metal surfaces. Do not place, even briefly, on metallic hive covers. Store unused product in original container.

Handler Personal Protective Equipment (PPE): Applicators and other handlers must wear coveralls over a long-sleeved shirt, long pants, socks and shoes, acid resistant gloves (PVC, neoprene, or nitrile), and protective eyewear. Clean or replace PPE at end of each day's work period. Rinse off pesticides at rest breaks. Follow the manufacturer's instructions for cleaning/maintaining PPE. If no such instructions for washables exist, use detergent and hot water. Keep and wash PPE separately from other laundry.

BATCH:**EXP:**

User Safety Recommendations:

Users should remove Personal Protective Equipment/clothing immediately if pesticide gets inside. Wash thoroughly and put on clean clothing. Replace chemical gloves if punctured or stretched.

Have water readily available should skin or eye contact occur.

Only use outdoors, stand upwind of product. Use caution when opening the container, especially in warm weather.

DIRECTIONS FOR USE

It is a violation of Federal law to use this product in a manner inconsistent with its labeling. Do not apply this product in a way that will contact workers or other persons, either directly or through drift. Only protected handlers may be in the area during application. For any requirements, specific to your State or Tribe, consult the State or Tribal agency responsible for pesticide regulation.

General Information

FORMIC PRO™ is a formic acid polysaccharide gel strip wrapped in eco-paper, which acts as a wick to control the release of the formic acid vapors. The excipients in the strips are saccharides. Appearance and texture of the strips may vary. Formic acid is commonly found in many plants and is a natural component of honey. The formulation concentrates Formic Acid to be an effective toxic bio-pesticide. Handle with care, following the use directions. Some brood mortality is to be expected early in the treatment, treatment may trigger supercedure of fragile queens.

Resistance Management: Mites are not expected to develop resistance to Formic Acid. Rotation with other miticides is not necessary. FORMIC PRO™ should not be used at the same time as other miticides.

Timing: It is highly recommended to monitor phoretic mite levels monthly during periods of brood rearing and treat when local thresholds are reached. Treat during the colony population increase phase to protect the bees going into the honey flow. Treat during the colony decrease phase to protect the bees that will make up the winter cluster. In warmer climates additional treatments may be necessary due to longer brood rearing time. Missed treatments can lead to excessive varroa loads and may require more than one treatment.

Hive Configuration: FORMIC PRO™ is designed for use with standard Langstroth equipment or equivalent (e.g. Dadant), single or double brood chamber hives. The colony should be a minimum of 10,000 bees, covering approximately six 9" deep frames. An entrance must be provided that is the full width of the hive, typically the bottom board entrance, minimum height 1/2 inch. The bottom entrance must be fully open for the entire duration of treatment. Any restriction on the entrance into the brood chamber (e.g. reducer or mouse guard) must be removed to prevent excessive damage to the colonies. Screen bottom boards should be closed off during treatment to prevent formic acid vapor loss. Screen bottom boards should not be considered a source of fresh air as bees are not designed to move air up through the screen.

APPLICATION: There are two options for applying the product. Select preferred treatment option after reading the Options section below. Outside daytime highs should be between 50 - 85°F on day of application. Hot temperatures (≥92°F during the first 3 days) may lead to excessive bee, brood and queen loss. Colonies should have good food reserves prior to treatment, and should not be fed in-hive during treatment. Do not disturb brood chamber frames during the application process. For hives with single or double brood chambers, place treatment on the top bars of the frames of the lower brood chamber. No additional spacer should be used.

Once the hive is prepared, carefully remove the strips from the sachet and separate the two strips. **DO NOT REMOVE THE ECO-PAPER WRAP - IT ACTS AS A WICK.**

Option One: 14-day treatment

Lay two strips, staggering them so they lay flat and across the full width of the lower brood chamber, in the heart of the brood rearing zone, with approximately 2 inches between strips and 4 inches between the ends of the brood chamber and the outer edges of the strips. Follow the Application Options pictogram.

Add a honey super with frames at time of application if necessary to provide adequate space for strong colonies to expand, or if a honey flow is expected. It is acceptable to have queen excluders in place.

Allow a minimum of one month between applications. Do not mix with other miticides.

Option Two: 20-day treatment

On Day+0: Lay one strip across the frames in the center of the lower brood chamber, in the heart of the brood rearing zone. Follow the Application Options pictogram.

Add a honey super with frames at time of application if necessary to provide adequate space for strong colonies to expand, or if a honey flow is expected. It is acceptable to have queen excluders in place.

On Day+10: Remove and replace with a second single strip. The application of the second strip may be delayed if weather conditions at day +10 do not allow for treatment. The second strip must be applied as soon as weather conditions permit to complete treatment.

Post Application: Do not disturb the colony during the treatment period (exception: removing and replacing strip at day +10 as outlined in Option 2). Colonies are expected to expand the cluster as part of controlling vapor concentration during the first 3 days after product application. Bearding behavior may be observed. Natural honey bee emergence and mortality rate is approximately 1,500 bees per day. A one-day equivalent of natural mortality (i.e. 1,200 to 1,500 bees or up to 2 cups) may be observed at the hive entrance during the treatment. Treatment may trigger supercedure of fragile queens, regardless of age. Check to ensure colonies are queen-right one full month after application. Spent strips do not need to be removed at the end of the treatment period. When removed, dispose of by composting when allowed by local regulations. Always follow applicable disposal regulations.

STORAGE AND DISPOSAL

Do not contaminate water, food, or feed by storage or disposal.

PESTICIDE STORAGE: Store indoors, in original container, out of direct sunlight, in a cool, dry and well-ventilated area away from sulphuric acid, oxidizing agents, and sources of ignition and away from the reach of children. Avoid heat, sparks, and open flames. Do not eat, drink or smoke in areas of use or storage. Use caution when opening the container, especially in warm weather (i.e.: open outdoors and stay upwind). Keep separate to prevent cross contamination of other pesticides, fertilizer, food, or feed.

FOR DISPOSAL OF UNUSED, UNWANTED OR DAMAGED PRODUCT: CONTACT THE MANUFACTURER or the National Pesticide Information Center at 800-858-7378 (www.npic.orst.edu) or contact the Manufacturer.

CONTAINER HANDLING: Non-refillable container. Do not reuse or refill this container. Place in trash or offer for recycling if available. If partly filled: Call your local solid waste agency or (800-858-7378/ www.npic.orst.edu) for disposal instructions.

SACHET DISPOSAL: Rinse or air dry empty sachet, wearing PPE, and then dispose in a sanitary landfill or by incineration or, if allowed by state and local authorities, by burning. If burned, stay out of smoke.

Pesticide wastes are acutely hazardous. Improper disposal of excess pesticide spray mixture, or rinsate is a violation of Federal Law. If these wastes cannot be disposed of by use according to these label instructions, contact your State Pesticide or Environmental Control Agency, or the Hazardous Waste Representative at the nearest EPA Regional Office for guidance.

Warranty Statement:

To the extent consistent with applicable law, the pesticide manufacturer, or the seller shall not be liable for consequential, special, or indirect damages resulting from the use, handling, application, storage, or disposal of this product, or for damages in the nature of penalties, and the buyer and the user waive any right that they may have to such damages.

FORMIC PRO™ COMPONENTS

US patent No. US9101132

OUTER SACHET:

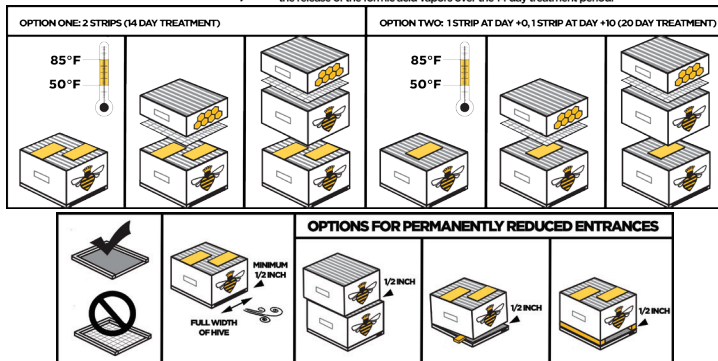
Contains 2 strips.
Cut open, carefully
remove and separate
the strips.

FORMIC ACID GEL MATRIX:

Formic Acid polysaccharide gel strip. The
active ingredient remains stable over time.

ECO-PAPER WRAP WICK: **DO NOT REMOVE**

Biodegradable paper wrap designed to act as a wick to control
the release of the formic acid vapors over the 14 day treatment period.



is approximately 1,500 bees per day. A one-day equivalent of natural mortality (i.e. 1,200 to 1,500 bees or up to 2 cups) may be observed at the hive entrance during the treatment. Treatment may trigger supercedure of fragile queens, regardless of age. Check to ensure colonies are queen-right one full month after application. Spent strips do not need to be removed at the end of the treatment period. When removed, dispose of by composting when allowed by local regulations. Always follow applicable disposal regulations.

STORAGE AND DISPOSAL

Do not contaminate water, food, or feed by storage or disposal.

PESTICIDE STORAGE: Store indoors, in original container, out of direct sunlight, in a cool, dry and well-ventilated area away from sulphuric acid, oxidizing agents, and sources of ignition and away from the reach of children. Avoid heat, sparks, and open flames. Do not eat, drink or smoke in areas of use or storage. Use caution when opening the container, especially in warm weather (i.e.: open outdoors and stay upwind). Keep separate to prevent cross contamination of other pesticides, fertilizer, food, or feed.

FOR DISPOSAL OF UNUSED, UNWANTED OR DAMAGED PRODUCT: CONTACT THE MANUFACTURER or the National Pesticide Information Center at 800-858-7378 (www.npic.orst.edu) or contact the Manufacturer.

CONTAINER HANDLING: Non-refillable container. Do not reuse or refill this container. Place in trash or offer for recycling if available. If partly filled: Call your local solid waste agency or (800-858-7378/ www.npic.orst.edu) for disposal instructions. **SACHET DISPOSAL:** Rinse or air dry empty sachet, wearing PPE, and then dispose in a sanitary landfill or by incineration or, if allowed by state and local authorities, by burning. If burned, stay out of smoke.

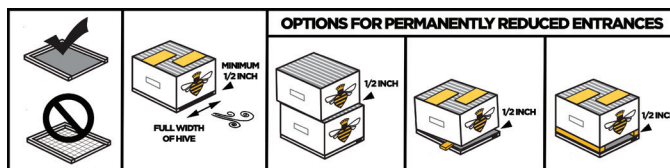
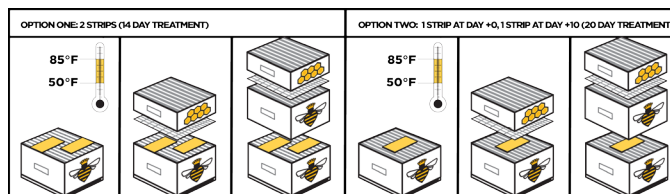
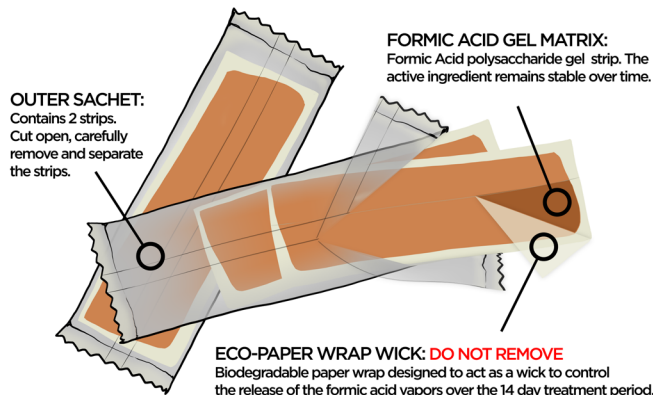
Pesticide wastes are acutely hazardous. Improper disposal of excess pesticide spray mixture, or rinsate is a violation of Federal Law. If these wastes cannot be disposed of by use according to these label instructions, contact your State Pesticide or Environmental Control Agency, or the Hazardous Waste Representative at the nearest EPA Regional Office for guidance.

Warranty Statement:

To the extent consistent with applicable law, the pesticide manufacturer, or the seller shall not be liable for consequential, special, or indirect damages resulting from the use, handling, application, storage, or disposal of this product, or for damages in the nature of penalties, and the buyer and the user waive any right that they may have to such damages.

FORMIC PRO™ COMPONENTS

US patent No. US9101132



FORMIC PRO

FOR TREATMENT OF VARROOSIS
CAUSED BY VARROA DESTRUCTOR IN HONEY BEES (APIS MELLIFERA)

Active Ingredient

Formic Acid (including formates)... 42.25%

Other Ingredients.....57.75%

Total.....100.0%

KEEP OUT OF REACH OF CHILDREN



DANGER-POISON

CORROSIVE TO SKIN AND EYES

PELIGRO-Si usted no entiende la etiqueta, busque a alguien para que se la explique a usted en detalle.

READ PACKAGING LEAFLET FOR FIRST AID AND PRECAUTIONARY STATEMENTS

EPA Reg. No. 75710-3

EPA Establishment No. 075710-CAN-001

NOD Apiary Products USA Inc.
P.O. Box 117, 2325 Frankford Road,
Frankford, Ontario, Canada K0K2C0
www.nodglobal.com

Product Information Contact:
(866) 483-2929 or info@nodglobal.com



Net Contents:

2 Doses (4 strips) or 10 Doses (20 strips) or 25 Doses (50 strips) or 500 Doses (1,000 strips)

FORMIC PRO™ causes mortality to both male and female varroa under the brood cap as well as to the varroa on the adult bees.

Use FORMIC PRO™ as part of an integrated pest management (IPM) program.

There are two treatment options when local thresholds are met:

Option One: 2 strips for 14 days.

Option Two: 1st strip for 10 days remove and replace with 2nd strip for an additional 10 days.

Precautionary Statements

FIRST AID STATEMENT	
If inhaled	<ul style="list-style-type: none">• Move person to fresh air.• If a person is not breathing, call 911 or an ambulance, then give artificial respiration, preferably by mouth-to-mouth, if possible.• Call a poison control center or doctor for further treatment advice.
If on skin or clothing	<ul style="list-style-type: none">• Take off contaminated clothing.• Rinse skin immediately with plenty of water for 15-20 minutes.• Call a poison center or doctor for treatment advice.
If in eyes	<ul style="list-style-type: none">• Hold eye open and rinse slowly and gently with water for 15-20 minutes.• Remove contact lenses, if present, after the first 5 minutes, then continue rinsing eye.• Call a poison center or doctor for treatment advice.
If swallowed	<ul style="list-style-type: none">• Call a poison control center or doctor for further treatment advice.• Have a person sip a glass of water if able to swallow.• Do not induce vomiting unless told to do so by the poison control center or doctor.• Do not give anything to an unconscious person.
Poison Control Center HOT LINE NUMBER 1-800-222-1222 Have the product container with you when calling a poison control center or doctor, or going for treatment.	
NOTE TO PHYSICIAN: Probable mucosal damage may contraindicate the use of gastric lavage.	

HAZARDOUS TO HUMANS AND DOMESTIC ANIMALS

DANGER - PELIGRO

Corrosive. Causes skin burns and irreversible eye damage. Harmful if swallowed. Harmful if absorbed through the skin. Do not get in eyes, on skin, or on clothing. Harmful if inhaled. Avoid breathing vapor. Applicators and other handlers must wear coveralls over a long-sleeved shirt, long pants, socks and shoes, acid resistant gloves (PVC, neoprene, or nitrile), and protective eyewear. Remove and wash contaminated clothing before reuse. Wash skin thoroughly with soap and water after handling and before eating, drinking, chewing gum, using tobacco or using the toilet.

ENVIRONMENTAL HAZARDS

For terrestrial use: Do not apply directly to water or to areas where surface water is present or to intertidal areas below the mean high water mark. Do not contaminate water when disposing of used container, wash water or rinsate.

PHYSICAL OR CHEMICAL HAZARDS

Corrosive - Do not allow product to contact metal surfaces. Do

not place, even briefly, on metallic hive covers. Store unused product in original container.

Handler Personal Protective Equipment (PPE): Applicators and other handlers must wear coveralls over a long-sleeved shirt, long pants, socks and shoes, acid resistant gloves (PVC, neoprene, or nitrile), and protective eyewear. Clean or replace PPE at end of each day's work period. Rinse off pesticides at rest breaks. Follow the manufacturer's instructions for cleaning/maintaining PPE. If no such instructions for washables exist, use detergent and hot water. Keep and wash PPE separately from other laundry.

User Safety Recommendations:

Users should remove Personal Protective Equipment/ clothing immediately if pesticide gets inside. Wash thoroughly and put on clean clothing. Replace chemical gloves if punctured or stretched.

Have water readily available should skin or eye contact occur.

Only use outdoors, stand upwind of product. Use caution when opening the container, especially in warm weather.

DIRECTIONS FOR USE

It is a violation of Federal law to use this product in a manner inconsistent with its labeling. Do not apply this product in a way that will contact workers or other persons, either directly or through drift. Only protected handlers may be in the area during application. For any requirements, specific to your State or Tribe, consult the State or Tribal agency responsible for pesticide regulation.

General Information

FORMIC PRO™ is a formic acid polysaccharide gel strip wrapped in eco-paper, which acts as a wick to control the release of the formic acid vapors. The excipients in the strips are saccharides. Appearance and texture of the strips may vary. Formic acid is commonly found in many plants and is a natural component of honey. The formulation concentrates Formic Acid to be an effective toxic bio-pesticide. Handle with care, following the use directions. Some brood mortality is to be expected early in the treatment, treatment may trigger supercedure of fragile queens.

Resistance Management: Mites are not expected to develop resistance to Formic Acid. Rotation with other miticides is not necessary. FORMIC PRO™ should not be used at the same time as other miticides.

Timing: It is highly recommended to monitor phoretic mite levels monthly during periods of brood rearing and treat when local thresholds are reached. Treat during the colony population increase phase to protect the bees going into the honey flow. Treat during the colony decrease phase to protect the bees that will make up the winter cluster. In warmer climates additional treatments may be necessary due to longer brood rearing time. Missed treatments can lead to excessive varroa loads and may require more than one treatment.

Hive Configuration: FORMIC PRO™ is designed for use with standard Langstroth equipment or equivalent (e.g. Dadant), single or double brood chamber hives. The colony should be a minimum

of 10,000 bees, covering approximately six 9" deep frames. An entrance must be provided that is the full width of the hive, typically the bottom board entrance, minimum height 1/2 inch. The bottom entrance must be fully open for the entire duration of treatment. Any restriction on the entrance into the brood chamber (e.g. reducer or mouse guard) must be removed to prevent excessive damage to the colonies. Screen bottom boards should be closed off during treatment to prevent formic acid vapor loss. Screen bottom boards should not be considered a source of fresh air as bees are not designed to move air up through the screen.

APPLICATION: There are two options for applying the product. Select preferred treatment option after reading the Options section below. Outside daytime highs should be between 50 - 85°F on day of application. Hot temperatures (≥92°F during the first 3 days) may lead to excessive bee, brood and queen loss. Colonies should have good food reserves prior to treatment, and should not be fed in-hive during treatment. Do not disturb brood chamber frames during the application process. For hives with single or double brood chambers, place treatment on the top bars of the frames of the lower brood chamber. No additional spacer should be used.

Once the hive is prepared, carefully remove the strips from the sachet and separate the two strips. **DO NOT REMOVE THE ECO-PAPER WRAP - IT ACTS AS A WICK.**

Option One: 14-day treatment

Lay two strips, staggering them so they lay flat and across the full width of the lower brood chamber, in the heart of the brood rearing zone, with approximately 2 inches between strips and 4 inches between the ends of the brood chamber and the outer edges of the strips. Follow the Application Options pictogram.

Add a honey super with frames at time of application if necessary to provide adequate space for strong colonies to expand, or if a honey flow is expected. It is acceptable to have queen excluders in place.

Allow a minimum of one month between applications. Do not mix with other miticides.

Option Two: 20-day treatment

On Day+0: Lay one strip across the frames in the center of the lower brood chamber, in the heart of the brood rearing zone. Follow the Application Options pictogram.

Add a honey super with frames at time of application if necessary to provide adequate space for strong colonies to expand, or if a honey flow is expected. It is acceptable to have queen excluders in place.

On Day+10: Remove and replace with a second single strip. The application of the second strip may be delayed if weather conditions at day +10 do not allow for treatment. The second strip must be applied as soon as weather conditions permit to complete treatment.

Post Application: Do not disturb the colony during the treatment period (exception: removing and replacing strip at day +10 as outlined in Option 2). Colonies are expected to expand the cluster as part of controlling vapor concentration during the first 3 days after product application. Bearding behavior may be observed. Natural honey bee emergence and mortality rate